



Arrival notification for temporary storage 007

Customer Services, Business Information

Entry and exit declarations

 **TULLI**
TULLI · CUSTOMS | Safety and Security Declaration Service (EX) | [Suomeksi](#) | [På svenska](#) | www.tulli.fi

Front page Search **Declaration** j8o3n9 (6623020-4) [Log out](#) [Hide Help](#)

Declarations

Entry declarations

Entry summary declaration

Summary Declaration

Arrival notification

Arrival notification and presentation

Diversion request import

Storage notifications

Arrival notification (for temporary storage)

Unloading report


Exit declarations

Exit summary declaration

Exit manifest presentation

Exit notification

These require identification


 Help [-] [X]

No Help available.

[Help](#)


System info

Disruptions to email
[Read whole info](#)

 **Call center**

Support Service tel. +358 295 5207 (Mon-Fri 8-16),
0 cents/min + local network rate/standard mobile rate.

Arrival notification for temporary storage: Basic information

 **TULLI**
TULLI · CUSTOMS | Safety and Security Declaration Service | [Suomeksi](#) | [På svenska](#) | www.tulli.fi

Front page Search **Declaration** yx2p63 (0245442-8) [Log out](#) [Hide Help](#)

007 Arrival notification (for temporary storage)

- Declaration front page
- Basic information
- Basic information**
- Traders details
- Goods items
- Summary and sending

Basic information


Declaration date and time *

Declaration reference number (LRN) *

Customs office of entry

Temporary storage identification number *

[Save](#) [« Previous](#) [Cancel](#) [Next »](#)

 Help

Ohje-ikkunasta löydät täytettävään kohtaan liittyvän pikaohjeen. Voit siirtää ohjeruudun haluamaasi paikkaan tarttumalla ohjeikkunan yläalaidasta hiirellä.


[Help](#)

Arrival notification for temporary storage:

Basic information

- **Declaration date and time:** select the date in the calendar and add the time
- **Declaration reference number (LRN):** the reference number used by the person submitting the declaration. With the LRN, the goods included in the declaration can be identified (e.g. manifest number, number relating to vessel calls, number of the consignment note).
- **Customs office of entry:** select the customs office of entry from the menu
- **Temporary storage identification number:** enter the identifier of a temporary storage facility approved by Customs

Arrival notification for temporary storage: Traders details

 **TULLI**
TULLI·CUSTOMS | Safety and Security Declaration Service (EX) | [Suomeksi](#) | [På svenska](#) | www.tulli.fi

[Front page](#) | [Search](#) | **Declaration** | yx2p63 (0245442-8) [Log out](#) | [Hide Help](#)

007 Arrival notification (for temporary storage)

- Declaration front page
- Basic information
 - Basic information
 - Traders details**
 - Goods items
 - Summary and sending

Traders details

Contact person [Hide](#)

Name *

Phone number *

Email address

Declarant [Show](#)

Representative [Show](#)

[Save](#) | [« Previous](#) | [Cancel](#) | [Next »](#)

Help


Ohje-ikkunasta löydät täytettävään kohtaan liittyvän pikaohjeen. Voit siirtää ohjeuuden haluamaasi paikkaan tarttumalla ohjeikkunan yläalaidasta hiirellä.

[Help](#)

Arrival notification for temporary storage: Traders details

- **Contact person:** enter the contact information of the person who can provide additional information when necessary
 - Name
 - Telephone number
 - Email address
 - **Declarant:** name and address of the declarant
 - **Representative:** If a representative is appointed to submit the declaration, enter the representative's details.
-

Arrival notification for temporary storage: Goods items

 **TULLI**
TULL · CUSTOMS | Safety and Security Declaration Service (EX) A+ A- [Suomeksi](#) | [På svenska](#) www.tulli.fi

Front page Search Declaration j8o3n9 (6623020-4) Log out [Hide Help](#)

007 Arrival notification (for temporary storage)

- Declaration front page
- Basic information
- Goods items
 - List of items
- Summary and sending

List of items


MRN *

Goods item

[Delete](#)

[Add line](#)

[Save](#) [« Previous](#) [Cancel](#) [Next »](#)

 Help [-] [X]

In the Help window, you can open a help dialog box related to the field to be filled in. By positioning the mouse pointer over the top of the Help window, you can move and place it elsewhere the screen.

[Help](#)

Arrival notification for temporary storage: Goods items

- Enter the MRN of the entry summary declaration or summary declaration
- The requested MRN items must be presented in the same arrival notification and presentation (IE347)

Arrival notification for temporary storage: Summary and sending

007 Arrival notification (for temporary storage)

- Declaration front page
- Basic information
- Goods items
- Summary and sending

Summary and sending

Summary and sending

Declaration reference number (LRN) missing.
Declaration completion date and time missing.
Customs office missing.
Trader identification number (TIN) country code missing.
Trader identification number (TIN) identifier missing.
Trader identification number (TIN) extension missing.
Contact person's name missing.
Contact person's phone number missing.
Enter either the declarant's or the representative's details.
The MRN is a mandatory data element.
Goods item is mandatory data.

Declaration contains errors

The errors must be corrected before the declaration can be sent. Use the side navigation bar to correct the incorrect entries and save the data. Then return to the Summary and sending page to resubmit the declaration data.



Declaration data

Basic information

Transaction identifier
Declaration reference number (LRN)
Declaration date and time
Office of first entry
Temporary storage identification number
Identification number extension

MRN / Goods items

MRN
Goods items

Although the program asks the user to provide missing details already when the user moves from one page to another, some of the missing or incorrect details may only be displayed on the last sending page either before or after the sending of the declaration.

The declaration can only be sent if the characters suggested by the program have been entered in the field at the bottom of the page